




PMEX UPDATE


SELL	
	CRUDE10-AU26
69.83	-0.73%
Expiry	20/Jul/26
Remaining	25 Days
Entry	70 - 69.65
Stoploss	70.69
Take Profit	68.96 - 68.19


BUY	
	NGAS1K-Jy26
3.3110	1.53%
Expiry	25/Jun/26
Remaining	0 Days
Entry	3.29 - 3.31
Stoploss	3.27
Take Profit	3.34 - 3.37

SELL	
	GO10Z-AU26
4,006.65	-0.05%
Expiry	29/Jul/26
Remaining	34 Days
Entry	3980 - 3976
Stoploss	4000.00
Take Profit	3960 - 3945

SELL	
	SL10-JY26
57.47	-2.05%
Expiry	26/Jun/26
Remaining	1 Days
Entry	59.02 - 58.37
Stoploss	60.12
Take Profit	57.53 - 55.75


SELL	
	PLATINUM5-JY26
1,583.70	0.11%
Expiry	26/Jun/26
Remaining	1 Days
Entry	1621 - 1613
Stoploss	1631.00
Take Profit	1595 - 1583


SELL	
	COPPER-DE26
6.0295	1.36%
Expiry	24/Nov/26
Remaining	152 Days
Entry	6.11 - 6.08
Stoploss	6.14
Take Profit	6.04 - 6.01


SELL	
	ICOTTON-DE26
76.80	0.71%
Expiry	19/Nov/26
Remaining	147 Days
Entry	77.44 - 77.11
Stoploss	77.63
Take Profit	76.49 - 76.1

BUY	
	DJ-SE26
52,336	0.11%
Expiry	17/Sep/26
Remaining	84 Days
Entry	52446 - 52491
Stoploss	51959.00
Take Profit	52664 - 52786

BUY	
	SP500-SE26
7,476	0.64%
Expiry	17/Sep/26
Remaining	84 Days
Entry	7440 - 7450
Stoploss	7425.00
Take Profit	7470 - 7490

BUY	
	NSDQ100-SE26
30,142	2.13%
Expiry	17/Sep/26
Remaining	84 Days
Entry	30208 - 30256
Stoploss	29994.00
Take Profit	30388 - 30504

BUY	
	GOLDUSDJPY-JY26
161.84	0.04%
Expiry	26/Jun/26
Remaining	1 Days
Entry	161.81 - 161.91
Stoploss	161.69
Take Profit	162.05 - 162.15

SELL	
	GOLDEURUSD-JY26
1.1351	-0.07%
Expiry	26/Jun/26
Remaining	1 Days
Entry	1.1373 - 1.1363
Stoploss	1.139
Take Profit	1.1346 - 1.1311

Major Headlines

Oil Falls to Post-War Low but Fed's Path Is Still Murky

The price of the U.S. benchmark for crude oil fell below \$70 a barrel on Wednesday, marking the lowest level since the war with Iran began on Feb. 28. The sharp slide will ease pressure on headline inflation measures in the coming months. The question is whether the bond market will soon follow suit, and price in lower inflation risk? Hanging in the balance is the outlook for Federal Reserve rate hikes.

Gold drop, dollar rally signal shift away from debasement trade, strategists say

The years-long trade betting on currency debasement may be entering a sustained reversal, Wolfe Research economist Stephanie Roth argues in a note, pointing to a near-25% collapse in gold from its late-February peak, a broad dollar rally, and bitcoin's shifting market behavior as converging evidence of a structural rotation.

Nasdaq futures surge 2% as chip outlook calms AI jitters; inflation data awaited

U.S. stock futures advanced on Thursday, with the Nasdaq gaining over 2% as strong forecasts from Micron and Qualcomm renewed AI optimism ahead of key inflation data later in the day. Micron and Qualcomm signaled robust demand for AI infrastructure, with customers committing \$22 billion to secure Micron's memory chips and Qualcomm forecasting \$15 billion in data centre revenue by 2029.

USD/JPY Price Forecast: Range tightens further at around 161.60

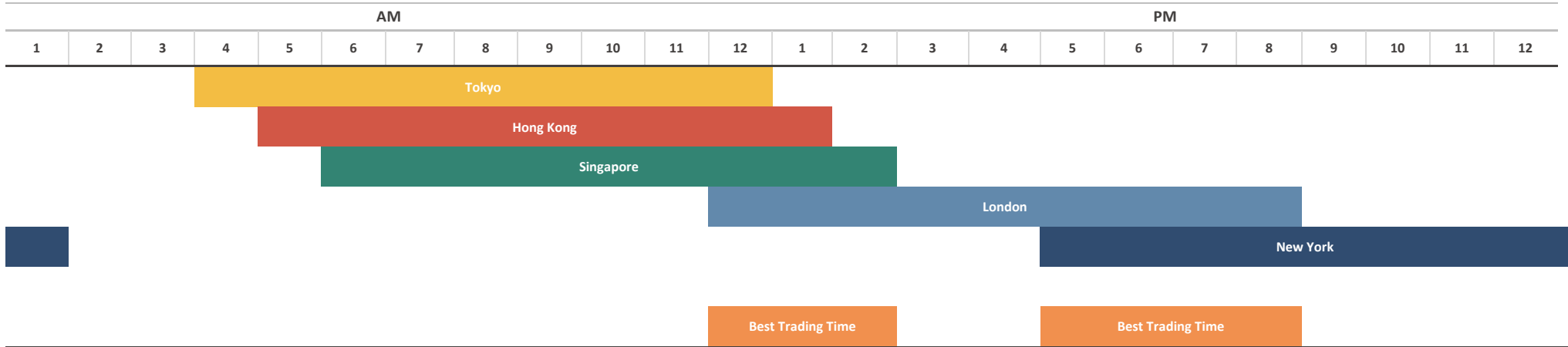
The USD/JPY pair trades in a limited range around 161.60 during the European trading session on Wednesday. The pair consolidates as hawkish Bank of Japan (BoJ) bets are supporting the Japanese Yen (JPY) against the US Dollar's (USD) continued outperformance. Earlier in the day, the BoJ Summary of Opinions (SoP) of the June meeting showed that a majority of officials favor more interest rate hikes to counter mounting inflation risks. Also, one board member said Japan's policy rate must be brought closer to the estimated neutral rate of around 2% as soon as possible.

EUR/USD Price Forecast: Hits one-year low, eyes 1.1350 as bullish USD offsets oversold RSI

The EUR/USD pair drifts lower for the third straight day – also marking the fifth day of a negative move in the previous six – and drops to over a one-year low during the Asian session on Wednesday. Spot prices currently trade around the 1.1365 area, down nearly 0.15% for the day, and seem vulnerable to slide further amid a bullish US Dollar (USD). Traders have ramped up expectations that the US Federal Reserve (Fed) will hike interest rates by the end of this year to combat sticky inflation. Furthermore, mixed US-Iran messages.

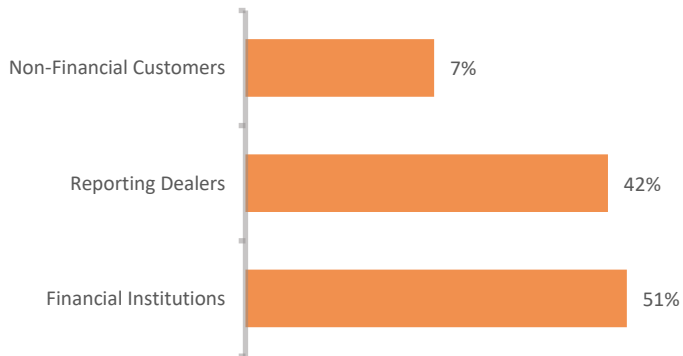
Economic Calendar

Forex Market Hours

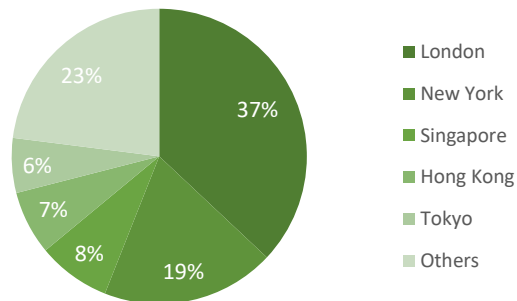


Note: This chart shows the normal forex trading times of all the major forex trading centers across the globe in Pakistan Standard Time.

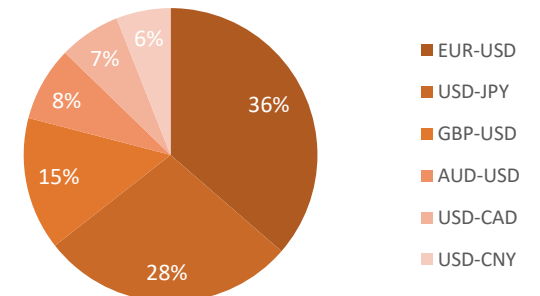
Forex Turnover by Counterparty



Markets' Share in Total Forex Turnover



Most Traded Currency Pairs



DISCLAIMER

This report has been prepared by Abbasi and Company (Private) Limited and is provided for information purposes only. Abbasi and Company (Private) Limited (ACPL) is engaged in brokerage business of commodities futures in Pakistan and to provide the trading/ execution facility on Pakistan Mercantile Exchange (PMEX). There is risk of loss in trading in derivatives (futures). The author, directors and other employees of Abbasi and Company (Private) Limited and its affiliates cannot be held responsible for any loss in trading. Futures; futures on margin carries a high level of risk and may not be suitable for all investors. The high degree of leverage can work against the investor/ traders. Before deciding to invest in Commodity derivatives, you should carefully consider your investment objectives, level of experience, and risk appetite. The possibility exists that you could sustain a loss of some or all of your initial investment and therefore you should not invest money that you cannot afford to lose. You should be aware of all the risks associated with futures trading in commodities and other financial products. We take no responsibility for any loss made in investment on any instruments through us. In any event Abbasi and Company (Private) Limited, its affiliates, agents will not be liable to anyone for any decision made or action taken for investment/ trading. Abbasi and Company (Private) Limited, its affiliates, directors and employees cannot be held responsible for any loss in trading due to any problem in connectivity; failure of system; technical problem in the software or any other reason whatever.

All the reports/ recommendations/ trading calls/ opinions are advisory in nature and contains the opinions of the author, which are not to be construed as investment advices. The author, directors and other employees of Abbasi and Company (Private) Limited and its affiliates cannot be held responsible for the accuracy of the information presented herein or for the results of the positions taken based on the opinions expressed in the reports/ views from Abbasi and Company (Private) Limited. All the views/ recommendations/ trading calls and opinions are based on the information, which are believed to be accurate and no assurance can be given for the accuracy of these information.

Derivatives trading involve substantial risk. The valuation of the underlying may fluctuate, and as a result, clients may lose their entire original investment. In no event should the content of this research report be construed as an express or an implied promise, guarantee or implication by, or from, Abbasi and Company (Private) Limited that you will profit or that losses can, or will be, limited in any manner whatsoever. Past results are no indication of future performance. The information provided in this report is intended solely for informative purposes and is obtained from sources believed to be reliable. Information is in no way guaranteed. No guarantee of any kind is implied or possible where projections of future conditions are attempted. Investments in securities market are subject to market risks, read all the related documents carefully before investing.

All rights reserved by Abbasi and Company (Private) Limited. This report or any portion hereof may not be reproduced, distributed, or published by any person for any purpose whatsoever. Nor can it be sent to a third party without prior consent of Abbasi and Company (Private) Limited. Action could be taken for unauthorized reproduction, distribution, or publication.

The research analyst, primarily involved in the preparation of this report, certifies that (1) the views expressed in this report accurately reflect his/her personal views about the subject commodity/index /currency pair and (2) no part of his/her compensation was, is or will be directly or indirectly related to the specific recommendations or views expressed in this report.

DISCLOSURE

Following exchange rates are used to convert investment and profit values:

- USD/PKR: 280.10
- JPY/PKR: 1.97

To arrive at our Target Price, Abbasi & Company (Private) Limited uses following methods:

- Technical Analysis
- Fundamental Analysis

Furthermore, profit and returns are inclusive of all expenses including PMEX Fee, ACPL Fee & Sales Tax

RESEARCH DISSEMINATION POLICY

Abbasi & Company (Private) Limited endeavors to make all reasonable efforts to disseminate research to all eligible clients in a timely manner through either physical or electronic distribution such as email, fax mail etc. Nevertheless, all clients may not receive the material at the same time.

PREPARED BY

Muhammad Rashid Nawaz

Phone: (+92) 42 38302028

Ext: 118

Email: umairjaved@abbasiandcompany.com

RESEARCH DEPARTMENT

6 - Shadman, Lahore

Phone: (+92) 42 38302028; Ext: 116, 117

Email: research@abbasiandcompany.com

web: www.abbasiandcompany.com

HEAD OFFICE

6 - Shadman, Lahore

Phone: (+92) 42 38302028

Email: support@abbasiandcompany.com

web: www.abbasiandcompany.com